

Registered Voters 5,850 - Total Ballots 3,471 : 59.33%

10 of 10 Precincts Reporting 100.00%

### US SENATOR

Number of Precincts	10	
Precincts Reporting	10	100.00%
Vote For 1		
Total Votes	3,437	
ERIC SCHMITT (REP)	2,588	75.30%
TRUDY BUSCH VALENTINE (DEM)	745	21.68%
JONATHAN DINE (LIB)	68	1.98%
PAUL VENABLE (CST)	31	0.90%
WRITE IN	5	0.15%

### STATE SENATOR DISTRICT 12

Number of Precincts	10	
Precincts Reporting	10	100.00%
Vote For 1		
Total Votes	3,414	
RUSTY BLACK (REP)	2,872	84.12%
MICHAEL J. BAUMLI (DEM)	539	15.79%
WRITE IN	3	0.09%

### STATE AUDITOR

Number of Precincts	10	
Precincts Reporting	10	100.00%
Vote For 1		
Total Votes	3,410	
SCOTT FITZPATRICK (REP)	2,701	79.21%
ALAN GREEN (DEM)	586	17.18%
JOHN A. HARTWIG, Jr. (LIB)	121	3.55%
WRITE IN	2	0.06%

### STATE REPRESENTATIVE DISTRICT 2

Number of Precincts	10	
Precincts Reporting	10	100.00%
Vote For 1		
Total Votes	3,369	
MAZZIE BOYD (REP)	2,693	79.93%
LOIS PONTIUS (DEM)	657	19.50%
WRITE IN	19	0.56%

### US REPRESENTATIVE DISTRICT 6

Number of Precincts	10	
Precincts Reporting	10	100.00%
Vote For 1		
Total Votes	3,429	
SAM GRAVES (REP)	2,801	81.69%
HENRY MARTIN (DEM)	542	15.81%
EDWARD A (ANDY) MAIDMENT (LIB)	79	2.30%
WRITE IN	7	0.20%

### ASSOCIATE CIRCUIT JUDGE

Number of Precincts	10	
Precincts Reporting	10	100.00%
Vote For 1		
Total Votes	2,393	
JASON A. KANOY (DEM)	2,222	92.85%
WRITE IN	171	7.15%

### PRESIDING COMMISSIONER

Number of Precincts	10	
Precincts Reporting	10	100.00%
Vote For 1		
Total Votes	3,015	
DALE AKEY (REP)	2,968	98.44%
WRITE IN	47	1.56%

Election Summary Report  
 GENERAL ELECTION  
 CALDWELL COUNTY, MISSOURI  
 TUESDAY, NOVEMBER 8, 2022  
 November 8, 2022 General Election  
 Official Results

Date: 11/18/2022

Time: 5:37:53 PM

Page 2/3

Registered Voters 5,850 - Total Ballots 3,471 : 59.33%

10 of 10 Precincts Reporting 100.00%

**COUNTY CLERK**

Number of Precincts	10	
Precincts Reporting	10	100.00%
Vote For 1		
Total Votes	3,039	

JAMY AUBREY (REP)	3,003	98.82%
WRITE IN	36	1.18%

**SUPREME COURT JUDGE FISCHER**

Number of Precincts	10	
Precincts Reporting	10	100.00%
Vote For 1		
Total Votes	2,991	

YES	2,055	68.71%
NO	936	31.29%

**CIRCUIT CLERK**

Number of Precincts	10	
Precincts Reporting	10	100.00%
Vote For 1		
Total Votes	2,388	

CARRIE MILLER (DEM)	2,280	95.48%
WRITE IN	108	4.52%

**SUPREME COURT JUDGE RANSOM**

Number of Precincts	10	
Precincts Reporting	10	100.00%
Vote For 1		
Total Votes	2,935	

YES	2,006	68.35%
NO	929	31.65%

**RECORDER OF DEEDS**

Number of Precincts	10	
Precincts Reporting	10	100.00%
Vote For 1		
Total Votes	3,038	

JULIE HILL (REP)	3,013	99.18%
WRITE IN	25	0.82%

**WESTERN DISTRICT APPEALS JUDGE AHUJA**

Number of Precincts	10	
Precincts Reporting	10	100.00%
Vote For 1		
Total Votes	2,945	

YES	1,773	60.20%
NO	1,172	39.80%

**PROSECUTING ATTORNEY**

Number of Precincts	10	
Precincts Reporting	10	100.00%
Vote For 1		
Total Votes	2,901	

BRADY C. KOPEK (REP)	2,848	98.17%
WRITE IN	53	1.83%

**WESTERN DISTRICT APPEALS JUDGE MITCHELL**

Number of Precincts	10	
Precincts Reporting	10	100.00%
Vote For 1		
Total Votes	2,916	

YES	1,871	64.16%
NO	1,045	35.84%

Registered Voters 5,850 - Total Ballots 3,471 : 59.33%

10 of 10 Precincts Reporting 100.00%

**WESTERN DISTRICT APPEALS JUDGE PFEIFFER**

Number of Precincts	10	
Precincts Reporting	10	100.00%
Vote For 1		
Total Votes	2,907	
YES	1,870	64.33%
NO	1,037	35.67%

**CONSTITUTIONAL AMENDMENT 4**

Number of Precincts	10	
Precincts Reporting	10	100.00%
Vote For 1		
Total Votes	3,333	
YES	2,285	68.56%
NO	1,048	31.44%

**WESTERN DISTRICT APPEALS JUDGE THOMSON**

Number of Precincts	10	
Precincts Reporting	10	100.00%
Vote For 1		
Total Votes	2,936	
YES	2,013	68.56%
NO	923	31.44%

**CONSTITUTIONAL AMENDMENT 5**

Number of Precincts	10	
Precincts Reporting	10	100.00%
Vote For 1		
Total Votes	3,284	
YES	2,182	66.44%
NO	1,102	33.56%

**CONSTITUTIONAL AMENDMENT 1**

Number of Precincts	10	
Precincts Reporting	10	100.00%
Vote For 1		
Total Votes	3,269	
YES	1,287	39.37%
NO	1,982	60.63%

**CONSTITUTIONAL CONVENTION**

Number of Precincts	10	
Precincts Reporting	10	100.00%
Vote For 1		
Total Votes	3,277	
YES	1,011	30.85%
NO	2,266	69.15%

**CONSTITUTIONAL AMENDMENT 3**

Number of Precincts	10	
Precincts Reporting	10	100.00%
Vote For 1		
Total Votes	3,410	
YES	1,567	45.95%
NO	1,843	54.05%

**GOLDEN AGE NURSING HOME QUESTION**

Number of Precincts	4	
Precincts Reporting	4	100.00%
Vote For 1		
Total Votes	676	
YES	359	53.11%
NO	317	46.89%

**CERTIFICATION OF ELECTION RESULTS**  
**By CHRISTINE OWEN, COUNTY CLERK**

The following is an Official Certificate of Election Results of the General Election held in Caldwell County on November 8, 2022.

**CERTIFICATE OF ELECTION RESULTS**

I, Christine Owen, County Clerk/Election Authority of Caldwell County, Missouri, do hereby certify that the foregoing is a full and accurate return of all votes cast for all positions at said election as certified to me by the duly qualified and acting judges of said election.



*Christine Owen*

County Clerk/Election Authority  
CALDWELL COUNTY, MISSOURI

*11-18-2022*

Date

Registered Voters 0 - Total Ballots 213 : N/A

**US SENATOR**

Vote For 1		
Total Votes	212	
ERIC SCHMITT (REP)	157	74.06%
TRUDY BUSCH VALENTINE (DEM)	54	25.47%
JONATHAN DINE (LIB)	1	0.47%
PAUL VENABLE (CST)	0	0%
WRITE IN	0	0%

**STATE REPRESENTATIVE DISTRICT 2**

Vote For 1		
Total Votes	202	
MAZZIE BOYD (REP)	155	76.73%
LOIS PONTIUS (DEM)	47	23.27%
WRITE IN	0	0%

**STATE AUDITOR**

Vote For 1		
Total Votes	206	
SCOTT FITZPATRICK (REP)	159	77.18%
ALAN GREEN (DEM)	43	20.87%
JOHN A. HARTWIG, Jr. (LIB)	4	1.94%
WRITE IN	0	0%

**ASSOCIATE CIRCUIT JUDGE**

Vote For 1		
Total Votes	141	
JASON A. KANOY (DEM)	134	95.04%
WRITE IN	7	4.96%

**US REPRESENTATIVE DISTRICT 6**

Vote For 1		
Total Votes	209	
SAM GRAVES (REP)	167	79.90%
HENRY MARTIN (DEM)	40	19.14%
EDWARD A (ANDY) MAIDMENT (LIB)	2	0.96%
WRITE IN	0	0%

**PRESIDING COMMISSIONER**

Vote For 1		
Total Votes	176	
DALE AKEY (REP)	175	99.43%
WRITE IN	1	0.57%

**STATE SENATOR DISTRICT 12**

Vote For 1		
Total Votes	207	
RUSTY BLACK (REP)	169	81.64%
MICHAEL J. BAUMLI (DEM)	38	18.36%
WRITE IN	0	0%

**COUNTY CLERK**

Vote For 1		
Total Votes	179	
JAMY AUBREY (REP)	177	98.88%
WRITE IN	2	1.12%

**CIRCUIT CLERK**

Vote For 1		
Total Votes	148	
CARRIE MILLER (DEM)	142	95.95%
WRITE IN	6	4.05%

Registered Voters 0 - Total Ballots 213 : N/A

**RECORDER OF DEEDS**

Vote For 1			
Total Votes	181		
JULIE HILL (REP)	179	98.90%	
WRITE IN	2	1.10%	

**WESTERN DISTRICT APPEALS JUDGE MITCHELL**

Vote For 1			
Total Votes	169		
YES	123	72.78%	
NO	46	27.22%	

**PROSECUTING ATTORNEY**

Vote For 1			
Total Votes	172		
BRADY C. KOPEK (REP)	169	98.26%	
WRITE IN	3	1.74%	

**WESTERN DISTRICT APPEALS JUDGE PFEIFFER**

Vote For 1			
Total Votes	172		
YES	128	74.42%	
NO	44	25.58%	

**SUPREME COURT JUDGE FISCHER**

Vote For 1			
Total Votes	177		
YES	136	76.84%	
NO	41	23.16%	

**WESTERN DISTRICT APPEALS JUDGE THOMSON**

Vote For 1			
Total Votes	175		
YES	134	76.57%	
NO	41	23.43%	

**SUPREME COURT JUDGE RANSOM**

Vote For 1			
Total Votes	174		
YES	135	77.59%	
NO	39	22.41%	

**CONSTITUTIONAL AMENDMENT 1**

Vote For 1			
Total Votes	197		
YES	76	38.58%	
NO	121	61.42%	

**WESTERN DISTRICT APPEALS JUDGE AHUJA**

Vote For 1			
Total Votes	171		
YES	116	67.84%	
NO	55	32.16%	

**CONSTITUTIONAL AMENDMENT 3**

Vote For 1			
Total Votes	203		
YES	95	46.80%	
NO	108	53.20%	

Registered Voters 0 - Total Ballots 213 : N/A

CONSTITUTIONAL AMENDMENT 4		
Vote For 1		
Total Votes	197	
YES	138	70.05%
NO	59	29.95%

CONSTITUTIONAL AMENDMENT 5		
Vote For 1		
Total Votes	194	
YES	120	61.86%
NO	74	38.14%

CONSTITUTIONAL CONVENTION		
Vote For 1		
Total Votes	194	
YES	74	38.14%
NO	120	61.86%

GOLDEN AGE NURSING HOME QUESTION		
Vote For 1		
Total Votes	32	
YES	16	50.00%
NO	16	50.00%

**CERTIFICATE OF ELECTION RESULTS**

I, Christine Owen, County Clerk/Election Authority of Caldwell County, Missouri, do hereby certify that the foregoing is a full and accurate return of all votes cast for all positions at said election as certified to me by the duly qualified and acting judges of said election.

*Christine Owen*

**Christine Owen**  
 County Clerk/Election Authority  
 Caldwell County, Missouri



Registered Voters 259 - Total Ballots 135 : 52.12%

**US SENATOR**

Vote For 1 Total Votes	131	
ERIC SCHMITT (REP)	95	72.52%
TRUDY BUSCH VALENTINE (DEM)	30	22.90%
JONATHAN DINE (LIB)	1	0.76%
PAUL VENABLE (CST)	5	3.82%
WRITE IN	0	0%

**STATE AUDITOR**

Vote For 1 Total Votes	130	
SCOTT FITZPATRICK (REP)	102	78.46%
ALAN GREEN (DEM)	27	20.77%
JOHN A. HARTWIG, Jr. (LIB)	1	0.77%
WRITE IN	0	0%

**US REPRESENTATIVE DISTRICT 6**

Vote For 1 Total Votes	131	
SAM GRAVES (REP)	105	80.15%
HENRY MARTIN (DEM)	26	19.85%
EDWARD A (ANDY) MAIDMENT (LIB)	0	0%
WRITE IN	0	0%

**STATE SENATOR DISTRICT 12**

Vote For 1 Total Votes	130	
RUSTY BLACK (REP)	107	82.31%
MICHAEL J. BAUMLI (DEM)	23	17.69%
WRITE IN	0	0%

**STATE REPRESENTATIVE DISTRICT 2**

Vote For 1 Total Votes	127	
MAZZIE BOYD (REP)	97	76.38%
LOIS PONTIUS (DEM)	29	22.83%
WRITE IN	1	0.79%

**ASSOCIATE CIRCUIT JUDGE**

Vote For 1 Total Votes	94	
JASON A. KANOY (DEM)	87	92.55%
WRITE IN	7	7.45%

**PRESIDING COMMISSIONER**

Vote For 1 Total Votes	111	
DALE AKEY (REP)	110	99.10%
WRITE IN	1	0.90%

**COUNTY CLERK**

Vote For 1 Total Votes	113	
JAMY AUBREY (REP)	112	99.12%
WRITE IN	1	0.88%

**CIRCUIT CLERK**

Vote For 1 Total Votes	97	
CARRIE MILLER (DEM)	94	96.91%
WRITE IN	3	3.09%



Registered Voters 259 - Total Ballots 135 : 52.12%

**RECORDER OF DEEDS**

Vote For 1			
Total Votes	113		
JULIE HILL (REP)	112	99.12%	
WRITE IN	1	0.88%	

**WESTERN DISTRICT APPEALS JUDGE MITCHELL**

Vote For 1			
Total Votes	109		
YES	77	70.64%	
NO	32	29.36%	

**PROSECUTING ATTORNEY**

Vote For 1			
Total Votes	112		
BRADY C. KOPEK (REP)	110	98.21%	
WRITE IN	2	1.79%	

**WESTERN DISTRICT APPEALS JUDGE PFEIFFER**

Vote For 1			
Total Votes	108		
YES	73	67.59%	
NO	35	32.41%	

**SUPREME COURT JUDGE FISCHER**

Vote For 1			
Total Votes	109		
YES	71	65.14%	
NO	38	34.86%	

**WESTERN DISTRICT APPEALS JUDGE THOMSON**

Vote For 1			
Total Votes	109		
YES	76	69.72%	
NO	33	30.28%	

**SUPREME COURT JUDGE RANSOM**

Vote For 1			
Total Votes	108		
YES	75	69.44%	
NO	33	30.56%	

**CONSTITUTIONAL AMENDMENT 1**

Vote For 1			
Total Votes	128		
YES	52	40.62%	
NO	76	59.38%	

**WESTERN DISTRICT APPEALS JUDGE AHUJA**

Vote For 1			
Total Votes	108		
YES	68	62.96%	
NO	40	37.04%	

**CONSTITUTIONAL AMENDMENT 3**

Vote For 1			
Total Votes	131		
YES	84	64.12%	
NO	47	35.88%	

Registered Voters 259 - Total Ballots 135 : 52.12%

**CONSTITUTIONAL AMENDMENT 4**

Vote For 1			
Total Votes	127		
YES	89	70.08%	
NO	38	29.92%	

**CONSTITUTIONAL AMENDMENT 5**


Vote For 1			
Total Votes	127		
YES	77	60.63%	
NO	50	39.37%	

**CONSTITUTIONAL CONVENTION**

Vote For 1			
Total Votes	125		
YES	39	31.20%	
NO	86	68.80%	

**CERTIFICATE OF ELECTION RESULTS**

I, Christine Owen, County Clerk/Election Authority of Caldwell County, Missouri, do hereby certify that the foregoing is a full and accurate return of all votes cast for all positions at said election as certified to me by the duly qualified and acting judges of said election.



**Christine Owen**  
County Clerk/Election Authority  
Caldwell County, Missouri

Registered Voters 828 - Total Ballots 469 : 56.64%

**US SENATOR**

Vote For 1		
Total Votes	465	
ERIC SCHMITT (REP)	359	77.20%
TRUDY BUSCH VALENTINE (DEM)	94	20.22%
JONATHAN DINE (LIB)	7	1.51%
PAUL VENABLE (CST)	5	1.08%
WRITE IN	0	0%

**STATE AUDITOR**

Vote For 1		
Total Votes	461	
SCOTT FITZPATRICK (REP)	377	81.78%
ALAN GREEN (DEM)	74	16.05%
JOHN A. HARTWIG, Jr. (LIB)	10	2.17%
WRITE IN	0	0%

**US REPRESENTATIVE DISTRICT 6**

Vote For 1		
Total Votes	466	
SAM GRAVES (REP)	391	83.91%
HENRY MARTIN (DEM)	67	14.38%
EDWARD A (ANDY) MAIDMENT (LIB)	8	1.72%
WRITE IN	0	0%

**STATE SENATOR DISTRICT 12**

Vote For 1		
Total Votes	463	
RUSTY BLACK (REP)	405	87.47%
MICHAEL J. BAUMLI (DEM)	58	12.53%
WRITE IN	0	0%

**STATE REPRESENTATIVE DISTRICT 2**

Vote For 1		
Total Votes	456	
MAZZIE BOYD (REP)	374	82.02%
LOIS PONTIUS (DEM)	79	17.32%
WRITE IN	3	0.66%

**ASSOCIATE CIRCUIT JUDGE**

Vote For 1		
Total Votes	350	
JASON A. KANOY (DEM)	331	94.57%
WRITE IN	19	5.43%

**PRESIDING COMMISSIONER**

Vote For 1		
Total Votes	411	
DALE AKEY (REP)	405	98.54%
WRITE IN	6	1.46%

**COUNTY CLERK**

Vote For 1		
Total Votes	415	
JAMY AUBREY (REP)	405	97.59%
WRITE IN	10	2.41%

**CIRCUIT CLERK**

Vote For 1		
Total Votes	339	
CARRIE MILLER (DEM)	324	95.58%
WRITE IN	15	4.42%

Registered Voters 828 - Total Ballots 469 : 56.64%

**RECORDER OF DEEDS**

Vote For 1			
Total Votes	415		
JULIE HILL (REP)	408	98.31%	
WRITE IN	7	1.69%	

**WESTERN DISTRICT APPEALS JUDGE MITCHELL**

Vote For 1			
Total Votes	408		
YES	272	66.67%	
NO	136	33.33%	

**PROSECUTING ATTORNEY**

Vote For 1			
Total Votes	397		
BRADY C. KOPEK (REP)	386	97.23%	
WRITE IN	11	2.77%	

**WESTERN DISTRICT APPEALS JUDGE PFEIFFER**

Vote For 1			
Total Votes	401		
YES	265	66.08%	
NO	136	33.92%	

**SUPREME COURT JUDGE FISCHER**

Vote For 1			
Total Votes	412		
YES	277	67.23%	
NO	135	32.77%	

**WESTERN DISTRICT APPEALS JUDGE THOMSON**

Vote For 1			
Total Votes	409		
YES	281	68.70%	
NO	128	31.30%	

**SUPREME COURT JUDGE RANSOM**

Vote For 1			
Total Votes	408		
YES	268	65.69%	
NO	140	34.31%	

**CONSTITUTIONAL AMENDMENT 1**

Vote For 1			
Total Votes	438		
YES	193	44.06%	
NO	245	55.94%	

**WESTERN DISTRICT APPEALS JUDGE AHUJA**

Vote For 1			
Total Votes	410		
YES	250	60.98%	
NO	160	39.02%	

**CONSTITUTIONAL AMENDMENT 3**

Vote For 1			
Total Votes	459		
YES	221	48.15%	
NO	238	51.85%	

Registered Voters 828 - Total Ballots 469 : 56.64%

**CONSTITUTIONAL AMENDMENT 4**

Vote For 1 Total Votes	447	
YES	312	69.80%
NO	135	30.20%

**CONSTITUTIONAL AMENDMENT 5**

Vote For 1 Total Votes	437	
YES	330	75.51%
NO	107	24.49%

**CONSTITUTIONAL CONVENTION**


Vote For 1 Total Votes	436	
YES	149	34.17%
NO	287	65.83%

**GOLDEN AGE NURSING HOME QUESTION**

Vote For 1 Total Votes	461	
YES	267	57.92%
NO	194	42.08%

**CERTIFICATE OF ELECTION RESULTS**

I, Christine Owen, County Clerk/Election Authority of Caldwell County, Missouri, do hereby certify that the foregoing is a full and accurate return of all votes cast for all positions at said election as certified to me by the duly qualified and acting judges of said election.



**Christine Owen**  
County Clerk/Election Authority  
Caldwell County, Missouri



Registered Voters 888 - Total Ballots 481 : 54.17%

**US SENATOR**

Vote For 1		
Total Votes	481	
ERIC SCHMITT (REP)	350	72.77%
TRUDY BUSCH VALENTINE (DEM)	120	24.95%
JONATHAN DINE (LIB)	7	1.46%
PAUL VENABLE (CST)	4	0.83%
WRITE IN	0	0%

**STATE AUDITOR**

Vote For 1		
Total Votes	478	
SCOTT FITZPATRICK (REP)	358	74.90%
ALAN GREEN (DEM)	102	21.34%
JOHN A. HARTWIG, Jr. (LIB)	18	3.77%
WRITE IN	0	0%

**US REPRESENTATIVE DISTRICT 6**

Vote For 1		
Total Votes	478	
SAM GRAVES (REP)	372	77.82%
HENRY MARTIN (DEM)	95	19.87%
EDWARD A (ANDY) MAIDMENT (LIB)	11	2.30%
WRITE IN	0	0%

**STATE SENATOR DISTRICT 12**

Vote For 1		
Total Votes	480	
RUSTY BLACK (REP)	384	80.00%
MICHAEL J. BAUMLI (DEM)	95	19.79%
WRITE IN	1	0.21%

**STATE REPRESENTATIVE DISTRICT 2**

Vote For 1		
Total Votes	476	
MAZZIE BOYD (REP)	370	77.73%
LOIS PONTIUS (DEM)	106	22.27%
WRITE IN	0	0%

**ASSOCIATE CIRCUIT JUDGE**

Vote For 1		
Total Votes	325	
JASON A. KANOY (DEM)	301	92.62%
WRITE IN	24	7.38%

**PRESIDING COMMISSIONER**

Vote For 1		
Total Votes	416	
DALE AKEY (REP)	412	99.04%
WRITE IN	4	0.96%

**COUNTY CLERK**

Vote For 1		
Total Votes	429	
JAMY AUBREY (REP)	423	98.60%
WRITE IN	6	1.40%

**CIRCUIT CLERK**

Vote For 1		
Total Votes	329	
CARRIE MILLER (DEM)	315	95.74%
WRITE IN	14	4.26%

Registered Voters 888 - Total Ballots 481 : 54.17%

**RECORDER OF DEEDS**

Vote For 1			
Total Votes	420		
JULIE HILL (REP)	419	99.76%	
WRITE IN	1	0.24%	

**WESTERN DISTRICT APPEALS JUDGE MITCHELL**

Vote For 1			
Total Votes	391		
YES	250	63.94%	
NO	141	36.06%	

**PROSECUTING ATTORNEY**

Vote For 1			
Total Votes	403		
BRADY C. KOPEK (REP)	395	98.01%	
WRITE IN	8	1.99%	

**WESTERN DISTRICT APPEALS JUDGE PFEIFFER**

Vote For 1			
Total Votes	391		
YES	250	63.94%	
NO	141	36.06%	

**SUPREME COURT JUDGE FISCHER**

Vote For 1			
Total Votes	402		
YES	265	65.92%	
NO	137	34.08%	

**WESTERN DISTRICT APPEALS JUDGE THOMSON**

Vote For 1			
Total Votes	393		
YES	256	65.14%	
NO	137	34.86%	

**SUPREME COURT JUDGE RANSOM**

Vote For 1			
Total Votes	395		
YES	272	68.86%	
NO	123	31.14%	

**CONSTITUTIONAL AMENDMENT 1**

Vote For 1			
Total Votes	451		
YES	167	37.03%	
NO	284	62.97%	

**WESTERN DISTRICT APPEALS JUDGE AHUJA**

Vote For 1			
Total Votes	394		
YES	235	59.64%	
NO	159	40.36%	

**CONSTITUTIONAL AMENDMENT 3**

Vote For 1			
Total Votes	475		
YES	250	52.63%	
NO	225	47.37%	

Registered Voters 888 - Total Ballots 481 : 54.17%

CONSTITUTIONAL AMENDMENT 4		
Vote For 1		
Total Votes	465	
YES	307	66.02%
NO	158	33.98%

CONSTITUTIONAL AMENDMENT 5		
Vote For 1		
Total Votes	460	
YES	288	62.61%
NO	172	37.39%

CONSTITUTIONAL CONVENTION		
Vote For 1		
Total Votes	454	
YES	141	31.06%
NO	313	68.94%

**CERTIFICATE OF ELECTION RESULTS**

I, Christine Owen, County Clerk/Election Authority of Caldwell County, Missouri, do hereby certify that the foregoing is a full and accurate return of all votes cast for all positions at said election as certified to me by the duly qualified and acting judges of said election.

*Christine Owen*



**Christine Owen**  
 County Clerk/Election Authority  
 Caldwell County, Missouri



Registered Voters 1,405 - Total Ballots 728 : 51.81%

**US SENATOR**

Vote For 1 Total Votes	720	
ERIC SCHMITT (REP)	526	73.06%
TRUDY BUSCH VALENTINE (DEM)	173	24.03%
JONATHAN DINE (LIB)	11	1.53%
PAUL VENABLE (CST)	7	0.97%
WRITE IN	3	0.42%

**STATE AUDITOR**

Vote For 1 Total Votes	712	
SCOTT FITZPATRICK (REP)	556	78.09%
ALAN GREEN (DEM)	136	19.10%
JOHN A. HARTWIG, Jr. (LIB)	20	2.81%
WRITE IN	0	0%

**US REPRESENTATIVE DISTRICT 6**

Vote For 1 Total Votes	717	
SAM GRAVES (REP)	574	80.06%
HENRY MARTIN (DEM)	127	17.71%
EDWARD A (ANDY) MAIDMENT (LIB)	13	1.81%
WRITE IN	3	0.42%

**STATE SENATOR DISTRICT 12**

Vote For 1 Total Votes	711	
RUSTY BLACK (REP)	585	82.28%
MICHAEL J. BAUMLI (DEM)	126	17.72%
WRITE IN	0	0%

**STATE REPRESENTATIVE DISTRICT 2**

Vote For 1 Total Votes	698	
MAZZIE BOYD (REP)	525	75.21%
LOIS PONTIUS (DEM)	162	23.21%
WRITE IN	11	1.58%

**ASSOCIATE CIRCUIT JUDGE**

Vote For 1 Total Votes	547	
JASON A. KANOY (DEM)	518	94.70%
WRITE IN	29	5.30%

**PRESIDING COMMISSIONER**

Vote For 1 Total Votes	627	
DALE AKEY (REP)	617	98.41%
WRITE IN	10	1.59%

**COUNTY CLERK**

Vote For 1 Total Votes	632	
JAMY AUBREY (REP)	625	98.89%
WRITE IN	7	1.11%

**CIRCUIT CLERK**

Vote For 1 Total Votes	535	
CARRIE MILLER (DEM)	515	96.26%
WRITE IN	20	3.74%

Registered Voters 1,405 - Total Ballots 728 : 51.81%

**RECORDER OF DEEDS**

Vote For 1 Total Votes	645	
JULIE HILL (REP)	641	99.38%
WRITE IN	4	0.62%

**WESTERN DISTRICT APPEALS JUDGE MITCHELL**

Vote For 1 Total Votes	631	
YES	408	64.66%
NO	223	35.34%

**PROSECUTING ATTORNEY**

Vote For 1 Total Votes	608	
BRADY C. KOPEK (REP)	599	98.52%
WRITE IN	9	1.48%

**WESTERN DISTRICT APPEALS JUDGE PFEIFFER**

Vote For 1 Total Votes	627	
YES	405	64.59%
NO	222	35.41%

**SUPREME COURT JUDGE FISCHER**

Vote For 1 Total Votes	645	
YES	469	72.71%
NO	176	27.29%

**WESTERN DISTRICT APPEALS JUDGE THOMSON**

Vote For 1 Total Votes	633	
YES	451	71.25%
NO	182	28.75%

**SUPREME COURT JUDGE RANSOM**

Vote For 1 Total Votes	629	
YES	453	72.02%
NO	176	27.98%

**CONSTITUTIONAL AMENDMENT 1**

Vote For 1 Total Votes	689	
YES	282	40.93%
NO	407	59.07%

**WESTERN DISTRICT APPEALS JUDGE AHUJA**

Vote For 1 Total Votes	638	
YES	392	61.44%
NO	246	38.56%

**CONSTITUTIONAL AMENDMENT 3**

Vote For 1 Total Votes	718	
YES	311	43.31%
NO	407	56.69%

Registered Voters 1,405 - Total Ballots 728 : 51.81%

**CONSTITUTIONAL AMENDMENT 4**

Vote For 1 Total Votes	702		
YES	474	67.52%	
NO	228	32.48%	

**CONSTITUTIONAL AMENDMENT 5**

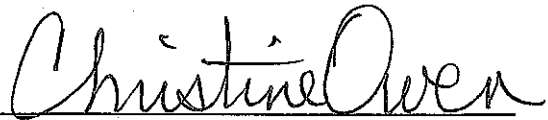
Vote For 1 Total Votes	692		
YES	460	66.47%	
NO	232	33.53%	

**CONSTITUTIONAL CONVENTION**

Vote For 1 Total Votes	695		
YES	194	27.91%	
NO	501	72.09%	

**CERTIFICATE OF ELECTION RESULTS**

I, Christine Owen, County Clerk/Election Authority of Caldwell County, Missouri, do hereby certify that the foregoing is a full and accurate return of all votes cast for all positions at said election as certified to me by the duly qualified and acting judges of said election.



**Christine Owen**  
County Clerk/Election Authority  
Caldwell County, Missouri

Registered Voters 698 - Total Ballots 419 : 60.03%

**US SENATOR**

Vote For 1 Total Votes	417	
ERIC SCHMITT (REP)	321	76.98%
TRUDY BUSCH VALENTINE (DEM)	84	20.14%
JONATHAN DINE (LIB)	9	2.16%
PAUL VENABLE (CST)	2	0.48%
WRITE IN	1	0.24%

**STATE AUDITOR**

Vote For 1 Total Votes	414	
SCOTT FITZPATRICK (REP)	340	82.13%
ALAN GREEN (DEM)	61	14.73%
JOHN A. HARTWIG, Jr. (LIB)	12	2.90%
WRITE IN	1	0.24%

**US REPRESENTATIVE DISTRICT 6**

Vote For 1 Total Votes	417	
SAM GRAVES (REP)	349	83.69%
HENRY MARTIN (DEM)	57	13.67%
EDWARD A (ANDY) MAIDMENT (LIB)	10	2.40%
WRITE IN	1	0.24%

**STATE SENATOR DISTRICT 12**

Vote For 1 Total Votes	414	
RUSTY BLACK (REP)	351	84.78%
MICHAEL J. BAUMLI (DEM)	62	14.98%
WRITE IN	1	0.24%

**STATE REPRESENTATIVE DISTRICT 2**

Vote For 1 Total Votes	412	
MAZZIE BOYD (REP)	346	83.98%
LOIS PONTIUS (DEM)	65	15.78%
WRITE IN	1	0.24%

**ASSOCIATE CIRCUIT JUDGE**

Vote For 1 Total Votes	249	
JASON A. KANOY (DEM)	232	93.17%
WRITE IN	17	6.83%

**PRESIDING COMMISSIONER**

Vote For 1 Total Votes	376	
DALE AKEY (REP)	370	98.40%
WRITE IN	6	1.60%

**COUNTY CLERK**

Vote For 1 Total Votes	368	
JAMY AUBREY (REP)	364	98.91%
WRITE IN	4	1.09%

**CIRCUIT CLERK**

Vote For 1 Total Votes	244	
CARRIE MILLER (DEM)	230	94.26%
WRITE IN	14	5.74%

Registered Voters 698 - Total Ballots 419 : 60.03%

**RECORDER OF DEEDS**

Vote For 1			
Total Votes	374		
JULIE HILL (REP)	368	98.40%	
WRITE IN	6	1.60%	

**WESTERN DISTRICT APPEALS JUDGE MITCHELL**

Vote For 1			
Total Votes	348		
YES	216	62.07%	
NO	132	37.93%	

**PROSECUTING ATTORNEY**

Vote For 1			
Total Votes	358		
BRADY C. KOPEK (REP)	354	98.88%	
WRITE IN	4	1.12%	

**WESTERN DISTRICT APPEALS JUDGE PFEIFFER**

Vote For 1			
Total Votes	349		
YES	218	62.46%	
NO	131	37.54%	

**SUPREME COURT JUDGE FISCHER**

Vote For 1			
Total Votes	359		
YES	241	67.13%	
NO	118	32.87%	

**WESTERN DISTRICT APPEALS JUDGE THOMSON**

Vote For 1			
Total Votes	350		
YES	234	66.86%	
NO	116	33.14%	

**SUPREME COURT JUDGE RANSOM**

Vote For 1			
Total Votes	353		
YES	228	64.59%	
NO	125	35.41%	

**CONSTITUTIONAL AMENDMENT 1**

Vote For 1			
Total Votes	399		
YES	153	38.35%	
NO	246	61.65%	

**WESTERN DISTRICT APPEALS JUDGE AHUJA**

Vote For 1			
Total Votes	356		
YES	201	56.46%	
NO	155	43.54%	

**CONSTITUTIONAL AMENDMENT 3**

Vote For 1			
Total Votes	412		
YES	174	42.23%	
NO	238	57.77%	

Registered Voters 698 - Total Ballots 419 : 60.03%

**CONSTITUTIONAL AMENDMENT 4**

Vote For 1 Total Votes	403		
YES	285	70.72%	
NO	118	29.28%	

**CONSTITUTIONAL AMENDMENT 5**

Vote For 1 Total Votes	400		
YES	280	70.00%	
NO	120	30.00%	

**CONSTITUTIONAL CONVENTION**

Vote For 1 Total Votes	400		
YES	120	30.00%	
NO	280	70.00%	

**CERTIFICATE OF ELECTION RESULTS**

I, Christine Owen, County Clerk/Election Authority of Caldwell County, Missouri, do hereby certify that the foregoing is a full and accurate return of all votes cast for all positions at said election as certified to me by the duly qualified and acting judges of said election.



*Christine Owen*

**Christine Owen**  
County Clerk/Election Authority  
Caldwell County, Missouri

Registered Voters 350 - Total Ballots 183 : 52.29%

US SENATOR		
Vote For 1		
Total Votes	180	
ERIC SCHMITT (REP)	139	77.22%
TRUDY BUSCH VALENTINE (DEM)	34	18.89%
JONATHAN DINE (LIB)	6	3.33%
PAUL VENABLE (CST)	1	0.56%
WRITE IN	0	0%

STATE REPRESENTATIVE DISTRICT 2		
Vote For 1		
Total Votes	177	
MAZZIE BOYD (REP)	145	81.92%
LOIS PONTIUS (DEM)	32	18.08%
WRITE IN	0	0%

STATE AUDITOR		
Vote For 1		
Total Votes	176	
SCOTT FITZPATRICK (REP)	134	76.14%
ALAN GREEN (DEM)	30	17.05%
JOHN A. HARTWIG, Jr. (LIB)	12	6.82%
WRITE IN	0	0%

ASSOCIATE CIRCUIT JUDGE		
Vote For 1		
Total Votes	129	
JASON A. KANOY (DEM)	115	89.15%
WRITE IN	14	10.85%

US REPRESENTATIVE DISTRICT 6		
Vote For 1		
Total Votes	178	
SAM GRAVES (REP)	144	80.90%
HENRY MARTIN (DEM)	25	14.04%
EDWARD A (ANDY) MAIDMENT (LIB)	9	5.06%
WRITE IN	0	0%

PRESIDING COMMISSIONER		
Vote For 1		
Total Votes	154	
DALE AKEY (REP)	147	95.45%
WRITE IN	7	4.55%

STATE SENATOR DISTRICT 12		
Vote For 1		
Total Votes	178	
RUSTY BLACK (REP)	153	85.96%
MICHAEL J. BAUMLI (DEM)	25	14.04%
WRITE IN	0	0%

COUNTY CLERK		
Vote For 1		
Total Votes	155	
JAMY AUBREY (REP)	152	98.06%
WRITE IN	3	1.94%

CIRCUIT CLERK		
Vote For 1		
Total Votes	131	
CARRIE MILLER (DEM)	123	93.89%
WRITE IN	8	6.11%

Registered Voters 350 - Total Ballots 183 : 52.29%

**RECORDER OF DEEDS**

Vote For 1			
Total Votes	149		
JULIE HILL (REP)	149	100.00%	
WRITE IN	0	0%	

**WESTERN DISTRICT APPEALS JUDGE MITCHELL**

Vote For 1			
Total Votes	144		
YES	84	58.33%	
NO	60	41.67%	

**PROSECUTING ATTORNEY**

Vote For 1			
Total Votes	140		
BRADY C. KOPEK (REP)	138	98.57%	
WRITE IN	2	1.43%	

**WESTERN DISTRICT APPEALS JUDGE PFEIFFER**

Vote For 1			
Total Votes	146		
YES	85	58.22%	
NO	61	41.78%	

**SUPREME COURT JUDGE FISCHER**

Vote For 1			
Total Votes	149		
YES	103	69.13%	
NO	46	30.87%	

**WESTERN DISTRICT APPEALS JUDGE THOMSON**

Vote For 1			
Total Votes	146		
YES	97	66.44%	
NO	49	33.56%	

**SUPREME COURT JUDGE RANSOM**

Vote For 1			
Total Votes	143		
YES	96	67.13%	
NO	47	32.87%	

**CONSTITUTIONAL AMENDMENT 1**

Vote For 1			
Total Votes	167		
YES	44	26.35%	
NO	123	73.65%	

**WESTERN DISTRICT APPEALS JUDGE AHUJA**

Vote For 1			
Total Votes	148		
YES	86	58.11%	
NO	62	41.89%	

**CONSTITUTIONAL AMENDMENT 3**

Vote For 1			
Total Votes	181		
YES	81	44.75%	
NO	100	55.25%	



Registered Voters 350 - Total Ballots 183 : 52.29%

**CONSTITUTIONAL AMENDMENT 4**

Vote For 1 Total Votes	178		
YES	123	69.10%	
NO	55	30.90%	

**CONSTITUTIONAL AMENDMENT 5**

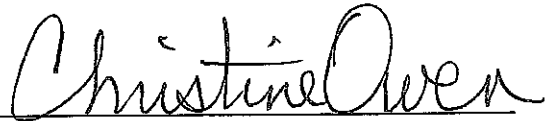
Vote For 1 Total Votes	170		
YES	103	60.59%	
NO	67	39.41%	

**CONSTITUTIONAL CONVENTION**

Vote For 1 Total Votes	172		
YES	48	27.91%	
NO	124	72.09%	

**CERTIFICATE OF ELECTION RESULTS**

I, Christine Owen, County Clerk/Election Authority of Caldwell County, Missouri, do hereby certify that the foregoing is a full and accurate return of all votes cast for all positions at said election as certified to me by the duly qualified and acting judges of said election.



**Christine Owen**  
County Clerk/Election Authority  
Caldwell County, Missouri

Registered Voters 268 - Total Ballots 158 : 58.96%

**US SENATOR**

Vote For 1		
Total Votes	157	
ERIC SCHMITT (REP)	128	81.53%
TRUDY BUSCH VALENTINE (DEM)	23	14.65%
JONATHAN DINE (LIB)	5	3.18%
PAUL VENABLE (CST)	1	0.64%
WRITE IN	0	0%

**STATE AUDITOR**

Vote For 1		
Total Votes	155	
SCOTT FITZPATRICK (REP)	132	85.16%
ALAN GREEN (DEM)	17	10.97%
JOHN A. HARTWIG, Jr. (LIB)	6	3.87%
WRITE IN	0	0%

**US REPRESENTATIVE DISTRICT 6**

Vote For 1		
Total Votes	156	
SAM GRAVES (REP)	135	86.54%
HENRY MARTIN (DEM)	15	9.62%
EDWARD A (ANDY) MAIDMENT (LIB)	5	3.21%
WRITE IN	1	0.64%

**STATE SENATOR DISTRICT 12**

Vote For 1		
Total Votes	155	
RUSTY BLACK (REP)	141	90.97%
MICHAEL J. BAUMLI (DEM)	14	9.03%
WRITE IN	0	0%

**STATE REPRESENTATIVE DISTRICT 2**

Vote For 1		
Total Votes	156	
MAZZIE BOYD (REP)	139	89.10%
LOIS PONTIUS (DEM)	16	10.26%
WRITE IN	1	0.64%

**ASSOCIATE CIRCUIT JUDGE**

Vote For 1		
Total Votes	107	
JASON A. KANOY (DEM)	94	87.85%
WRITE IN	13	12.15%

**PRESIDING COMMISSIONER**

Vote For 1		
Total Votes	143	
DALE AKEY (REP)	142	99.30%
WRITE IN	1	0.70%

**COUNTY CLERK**

Vote For 1		
Total Votes	149	
JAMY AUBREY (REP)	149	100.00%
WRITE IN	0	0%

**CIRCUIT CLERK**

Vote For 1		
Total Votes	113	
CARRIE MILLER (DEM)	108	95.58%
WRITE IN	5	4.42%

Registered Voters 268 - Total Ballots 158 : 58.96%

**RECORDER OF DEEDS**

Vote For 1			
Total Votes	145		
JULIE HILL (REP)	145	100.00%	
WRITE IN	0	0%	

**WESTERN DISTRICT APPEALS JUDGE MITCHELL**

Vote For 1			
Total Votes	133		
YES	74	55.64%	
NO	59	44.36%	

**PROSECUTING ATTORNEY**

Vote For 1			
Total Votes	138		
BRADY C. KOPEK (REP)	136	98.55%	
WRITE IN	2	1.45%	

**WESTERN DISTRICT APPEALS JUDGE PFEIFFER**

Vote For 1			
Total Votes	134		
YES	82	61.19%	
NO	52	38.81%	

**SUPREME COURT JUDGE FISCHER**

Vote For 1			
Total Votes	140		
YES	94	67.14%	
NO	46	32.86%	

**WESTERN DISTRICT APPEALS JUDGE THOMSON**

Vote For 1			
Total Votes	135		
YES	90	66.67%	
NO	45	33.33%	

**SUPREME COURT JUDGE RANSOM**

Vote For 1			
Total Votes	139		
YES	97	69.78%	
NO	42	30.22%	

**CONSTITUTIONAL AMENDMENT 1**

Vote For 1			
Total Votes	152		
YES	50	32.89%	
NO	102	67.11%	

**WESTERN DISTRICT APPEALS JUDGE AHUJA**

Vote For 1			
Total Votes	136		
YES	82	60.29%	
NO	54	39.71%	

**CONSTITUTIONAL AMENDMENT 3**

Vote For 1			
Total Votes	156		
YES	64	41.03%	
NO	92	58.97%	

Registered Voters 268 - Total Ballots 158 : 58.96%

CONSTITUTIONAL AMENDMENT 4			
Vote For 1			
Total Votes	152		
YES	103	67.76%	
NO	49	32.24%	

CONSTITUTIONAL AMENDMENT 5			
Vote For 1			
Total Votes	150		
YES	86	57.33%	
NO	64	42.67%	

CONSTITUTIONAL CONVENTION			
Vote For 1			
Total Votes	150		
YES	34	22.67%	
NO	116	77.33%	

GOLDEN AGE NURSING HOME QUESTION			
Vote For 1			
Total Votes	155		
YES	62	40.00%	
NO	93	60.00%	

**CERTIFICATE OF ELECTION RESULTS**

I, Christine Owen, County Clerk/Election Authority of Caldwell County, Missouri, do hereby certify that the foregoing is a full and accurate return of all votes cast for all positions at said election as certified to me by the duly qualified and acting judges of said election.

*Christine Owen*

**Christine Owen**  
 County Clerk/Election Authority  
 Caldwell County, Missouri



Registered Voters 718 - Total Ballots 447 : 62.26%

**US SENATOR**

Vote For 1			
Total Votes	444		
ERIC SCHMITT (REP)	326	73.42%	
TRUDY BUSCH VALENTINE (DEM)	100	22.52%	
JONATHAN DINE (LIB)	11	2.48%	
PAUL VENABLE (CST)	6	1.35%	
WRITE IN	1	0.23%	

**STATE AUDITOR**

Vote For 1			
Total Votes	444		
SCOTT FITZPATRICK (REP)	342	77.03%	
ALAN GREEN (DEM)	74	16.67%	
JOHN A. HARTWIG, Jr. (LIB)	27	6.08%	
WRITE IN	1	0.23%	

**US REPRESENTATIVE DISTRICT 6**

Vote For 1			
Total Votes	443		
SAM GRAVES (REP)	359	81.04%	
HENRY MARTIN (DEM)	69	15.58%	
EDWARD A (ANDY) MAIDMENT (LIB)	14	3.16%	
WRITE IN	1	0.23%	

**STATE SENATOR DISTRICT 12**

Vote For 1			
Total Votes	442		
RUSTY BLACK (REP)	367	83.03%	
MICHAEL J. BAUMLI (DEM)	74	16.74%	
WRITE IN	1	0.23%	

**STATE REPRESENTATIVE DISTRICT 2**

Vote For 1			
Total Votes	439		
MAZZIE BOYD (REP)	348	79.27%	
LOIS PONTIUS (DEM)	90	20.50%	
WRITE IN	1	0.23%	

**ASSOCIATE CIRCUIT JUDGE**

Vote For 1			
Total Votes	275		
JASON A. KANOY (DEM)	248	90.18%	
WRITE IN	27	9.82%	

**PRESIDING COMMISSIONER**

Vote For 1			
Total Votes	393		
DALE AKEY (REP)	383	97.46%	
WRITE IN	10	2.54%	

**COUNTY CLERK**

Vote For 1			
Total Votes	396		
JAMY AUBREY (REP)	394	99.49%	
WRITE IN	2	0.51%	

**CIRCUIT CLERK**

Vote For 1			
Total Votes	282		
CARRIE MILLER (DEM)	266	94.33%	
WRITE IN	16	5.67%	

Registered Voters 718 - Total Ballots 447 : 62.26%

**RECORDER OF DEEDS**

Vote For 1			
Total Votes	390		
JULIE HILL (REP)	387	99.23%	
WRITE IN	3	0.77%	

**WESTERN DISTRICT APPEALS JUDGE MITCHELL**

Vote For 1			
Total Votes	377		
YES	237	62.86%	
NO	140	37.14%	

**PROSECUTING ATTORNEY**

Vote For 1			
Total Votes	378		
BRADY C. KOPEK (REP)	371	98.15%	
WRITE IN	7	1.85%	

**WESTERN DISTRICT APPEALS JUDGE PFEIFFER**

Vote For 1			
Total Votes	375		
YES	234	62.40%	
NO	141	37.60%	

**SUPREME COURT JUDGE FISCHER**

Vote For 1			
Total Votes	385		
YES	249	64.68%	
NO	136	35.32%	

**WESTERN DISTRICT APPEALS JUDGE THOMSON**

Vote For 1			
Total Votes	378		
YES	255	67.46%	
NO	123	32.54%	

**SUPREME COURT JUDGE RANSOM**

Vote For 1			
Total Votes	377		
YES	245	64.99%	
NO	132	35.01%	

**CONSTITUTIONAL AMENDMENT 1**

Vote For 1			
Total Votes	421		
YES	178	42.28%	
NO	243	57.72%	

**WESTERN DISTRICT APPEALS JUDGE AHUJA**

Vote For 1			
Total Votes	379		
YES	222	58.58%	
NO	157	41.42%	

**CONSTITUTIONAL AMENDMENT 3**

Vote For 1			
Total Votes	442		
YES	204	46.15%	
NO	238	53.85%	

Registered Voters 718 - Total Ballots 447 : 62.26%

CONSTITUTIONAL AMENDMENT 4		
Vote For 1		
Total Votes	433	
YES	301	69.52%
NO	132	30.48%

CONSTITUTIONAL AMENDMENT 5		
Vote For 1		
Total Votes	429	
YES	287	66.90%
NO	142	33.10%

CONSTITUTIONAL CONVENTION		
Vote For 1		
Total Votes	423	
YES	137	32.39%
NO	286	67.61%

**CERTIFICATE OF ELECTION RESULTS**

I, Christine Owen, County Clerk/Election Authority of Caldwell County, Missouri, do hereby certify that the foregoing is a full and accurate return of all votes cast for all positions at said election as certified to me by the duly qualified and acting judges of said election.

*Christine Owen*

**Christine Owen**  
 County Clerk/Election Authority  
 Caldwell County, Missouri



Registered Voters 436 - Total Ballots 238 : 54.59%

**US SENATOR**

Vote For 1			
Total Votes	230		
ERIC SCHMITT (REP)	187	81.30%	
TRUDY BUSCH VALENTINE (DEM)	33	14.35%	
JONATHAN DINE (LIB)	10	4.35%	
PAUL VENABLE (CST)	0	0%	
WRITE IN	0	0%	

**STATE REPRESENTATIVE DISTRICT 2**

Vote For 1			
Total Votes	226		
MAZZIE BOYD (REP)	194	85.84%	
LOIS PONTIUS (DEM)	31	13.72%	
WRITE IN	1	0.44%	

**STATE AUDITOR**

Vote For 1			
Total Votes	234		
SCOTT FITZPATRICK (REP)	201	85.90%	
ALAN GREEN (DEM)	22	9.40%	
JOHN A. HARTWIG, Jr. (LIB)	11	4.70%	
WRITE IN	0	0%	

**ASSOCIATE CIRCUIT JUDGE**

Vote For 1			
Total Votes	176		
JASON A. KANOY (DEM)	162	92.05%	
WRITE IN	14	7.95%	

**US REPRESENTATIVE DISTRICT 6**

Vote For 1			
Total Votes	234		
SAM GRAVES (REP)	205	87.61%	
HENRY MARTIN (DEM)	21	8.97%	
EDWARD A (ANDY) MAIDMENT (LIB)	7	2.99%	
WRITE IN	1	0.43%	

**PRESIDING COMMISSIONER**

Vote For 1			
Total Votes	208		
DALE AKEY (REP)	207	99.52%	
WRITE IN	1	0.48%	

**STATE SENATOR DISTRICT 12**

Vote For 1			
Total Votes	234		
RUSTY BLACK (REP)	210	89.74%	
MICHAEL J. BAUMLI (DEM)	24	10.26%	
WRITE IN	0	0%	

**COUNTY CLERK**

Vote For 1			
Total Votes	203		
JAMY AUBREY (REP)	202	99.51%	
WRITE IN	1	0.49%	

**CIRCUIT CLERK**

Vote For 1			
Total Votes	170		
CARRIE MILLER (DEM)	163	95.88%	
WRITE IN	7	4.12%	



Registered Voters 436 - Total Ballots 238 : 54.59%

**RECORDER OF DEEDS**

Vote For 1			
Total Votes	206		
JULIE HILL (REP)	205	99.51%	
WRITE IN	1	0.49%	

**WESTERN DISTRICT APPEALS JUDGE MITCHELL**

Vote For 1			
Total Votes	206		
YES	130	63.11%	
NO	76	36.89%	

**PROSECUTING ATTORNEY**

Vote For 1			
Total Votes	195		
BRADY C. KOPEK (REP)	190	97.44%	
WRITE IN	5	2.56%	

**WESTERN DISTRICT APPEALS JUDGE PFEIFFER**

Vote For 1			
Total Votes	204		
YES	130	63.73%	
NO	74	36.27%	

**SUPREME COURT JUDGE FISCHER**

Vote For 1			
Total Votes	213		
YES	150	70.42%	
NO	63	29.58%	

**WESTERN DISTRICT APPEALS JUDGE THOMSON**

Vote For 1			
Total Votes	208		
YES	139	66.83%	
NO	69	33.17%	

**SUPREME COURT JUDGE RANSOM**

Vote For 1			
Total Votes	209		
YES	137	65.55%	
NO	72	34.45%	

**CONSTITUTIONAL AMENDMENT 1**

Vote For 1			
Total Votes	227		
YES	92	40.53%	
NO	135	59.47%	

**WESTERN DISTRICT APPEALS JUDGE AHUJA**

Vote For 1			
Total Votes	205		
YES	121	59.02%	
NO	84	40.98%	

**CONSTITUTIONAL AMENDMENT 3**

Vote For 1			
Total Votes	233		
YES	83	35.62%	
NO	150	64.38%	

Registered Voters 436 - Total Ballots 238 : 54.59%

**CONSTITUTIONAL AMENDMENT 4**

Vote For 1		
Total Votes	229	
YES	153	66.81%
NO	76	33.19%

**CONSTITUTIONAL AMENDMENT 5**

Vote For 1		
Total Votes	225	
YES	151	67.11%
NO	74	32.89%

**CONSTITUTIONAL CONVENTION**

Vote For 1		
Total Votes	228	
YES	75	32.89%
NO	153	67.11%

**GOLDEN AGE NURSING HOME QUESTION**

Vote For 1		
Total Votes	28	
YES	14	50.00%
NO	14	50.00%

**CERTIFICATE OF ELECTION RESULTS**

I, Christine Owen, County Clerk/Election Authority of Caldwell County, Missouri, do hereby certify that the foregoing is a full and accurate return of all votes cast for all positions at said election as certified to me by the duly qualified and acting judges of said election.

*Christine Owen*



Christine Owen  
County Clerk/Election Authority  
Caldwell County, Missouri